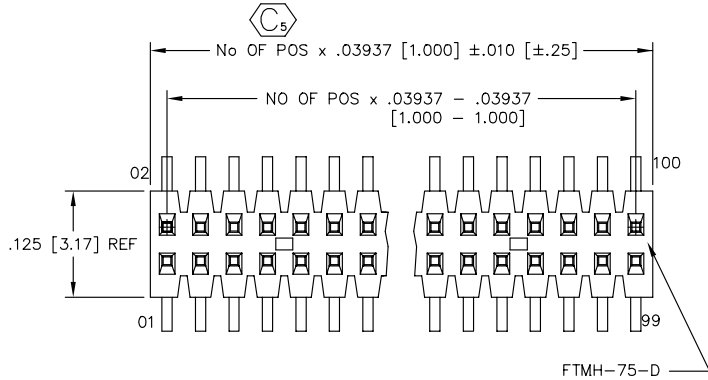


UNLESS OTHERWISE NOTED		TOLERANCES ARE:
ONE PLACE DECIMALS ±.1[2.54]	THREE PLACE DECIMALS ±.005[.13]	ANGLES ± 1°
TWO PLACE DECIMALS ±.01[.25]	FOUR PLACE DECIMALS ±.0010[.025]	

TITLE:	1mm x 1mm DOUBLE VERTICAL SMT TERMINAL STRIP	DWG NO:	FTMH-1XX-XX-XX-DV-XX
			SHEET 1 OF 3

LEAD STYLE	"A"
-02	.075 [1.91]
-03	.065 [1.65]



FTMH-1XX-XX-XX-DV-XX

No. OF POS PER ROW
-02 THRU -50

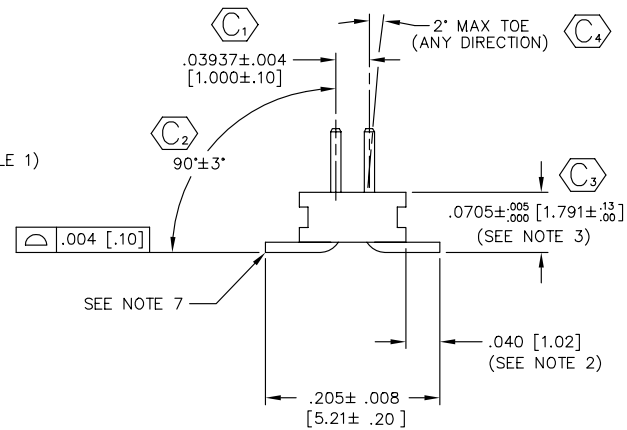
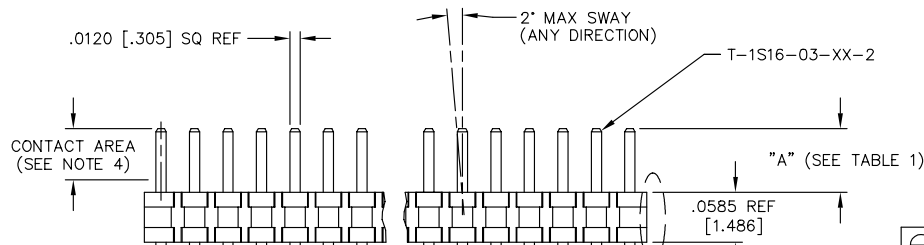
LEAD STYLE
-02: .075 [1.91]
(USE T-1S16-03-XX-2)
-03: .065 [1.65] MIN
(USE T-1S16-03-XX-2)

PLATING
-L: LIGHT SELECTIVE
(USE T-1S16-03-L-2)
-F: FLASH SELECTIVE
(USE T-1S16-03-F-2)
-H: HEAVY GOLD
(USE T-1S16-03-H-2)
-LM: LIGHT SELECTIVE GOLD, MATTE TIN TAIL
(USE T-1S16-03-L-2)
-FM: FLASH SELECTIVE GOLD, MATTE TIN TAIL
(USE T-1S16-03-F-2)
-G: GOLD
(USE T-1S16-03-G-2)

ROW SPECIFICATION
-DV: DOUBLE ROW VERTICAL
(USE FTMH-75-D)

OPTIONS
-P: PICK & PLACE PAD (USE PPP-30)
(USE PPP-30-NT FOR TAPE & REEL)
(SEE FIG 3, SHT 2)
(6 POS. PER ROW MIN)
-TR: TAPE & REEL PACKAGING
-ES: SNAP ON END SHROUDS (SEE FIG. 2, SHT 2)
(9 POS. PER ROW MIN)
MOLDED TO POSITION END SHROUDS.
(5 POS. PER ROW MIN) (SEE FTMH-IH)
-EP: GUIDE POST (SEE FIG. 4, SHT. 2)
(9 POS. PER ROW MIN)
(USE ONLY WHEN MATING WITH A CLM)
-EC: LOCKING CLIP (SEE FIG. 5, SHT. 2)
(9 POS. PER ROW MIN)
-A: ALIGNMENT PIN
(SEE FIG. 6 & 7, SHT 3)
MOLDED TO POSITION (3 POSITIONS PER ROW MIN.)
MOLDED TO POSITION WITH END SHROUDS
(5 POS. PER ROW MIN)

(SAMTEC DISCRETION ON WHICH -A PIN IS USED)
(MOLD 3 POSITION MIN, USE FTMH-75-D-XX)
(STAKE 7 POSITION MIN, USE FTMH-60-D)



- NOTES:
- PARTS MAY BE CUT TO POSITION.
 - SHEAR TAILS TO DIMENSION SHOWN.
 - MEASURED AT BEND RADIUS, NOT AT END OF PIN.
 - GOLD PLATING TO BE ON POST, TIN PLATING TO BE ON TAIL. (2 PLCS)
 - C REPRESENTS A CRITICAL DIMENSION.
 - MINIMUM PUSHOUT FORCE: 1.0 LB = 16 OZ.
 - .003 [.08] MAXIMUM BURR.
 - .010 [.25] MAXIMUM CUT FLASH.
 - POSITIONS 2-4 TO BE LAYER PAGAGED & POSITION 5-50 TO BE TUBE PAGAGED.

TABLE 2: *SEE NOTE 9 FOR PACKAGING NOTES*

LEAD STYLE	OPTION (S)	PACKAGING TUBE	TUBE PLUG
-02	-NONE	PT-1-24-02-49	TP-12 (2 REQ'D)
-02, -03	-A	PT-1-24-01-60	TP-03 (2 REQ'D)
-02, -03	-P, -A-P	PT-1-24-01-43	TP-03 (2 REQ'D)
-03	NONE	PT-1-24-02-49	TP-30 (2 REQ'D)
-02, -03	-ES, -ES-P, -ES-A, -EP	PT-1-24-01-60	TP-09 (2 REQ'D)
-02, -03	-EC, -EC-P, -EC-A	PT-1-24-11-09	TP-09 (2 REQ'D)
-02, -03	-EP-A, -EP-A-P	PT-1-24-02-15	TP-03 (2 REQ'D)

DO NOT SCALE

PROPRIETARY NOTE
THIS DOCUMENT CONTAINS INFORMATION
CONFIDENTIAL AND PROPRIETARY TO
SAMTEC INC. AND SHALL NOT BE
REPRODUCED OR TRANSMITTED IN
ANY FORM OR BY ANY MEANS,
ELECTRONIC OR MECHANICAL,
INCLUDING PHOTOCOPYING, RECORDING,
OR BY ANY INFORMATION STORAGE
RETRIEVAL SYSTEM, WITHOUT THE
WRITTEN CONSENT OF SAMTEC INC.

MATERIAL:
INSULATOR:
BLACK LIQUID CRYSTAL POLYMER

TERMINAL:
PHOSPHOR BRONZE

samtec

520 PARK EAST BLVD. NEW ALBANY, INDIANA 47150
PHONE (812) 944-6733 P.O. BOX 1147
CODE 55322

MADE BY:
PURVIS 04-22-96

FTMH-1XX-XX-XX-DV-XX
sheet 1 of 3